

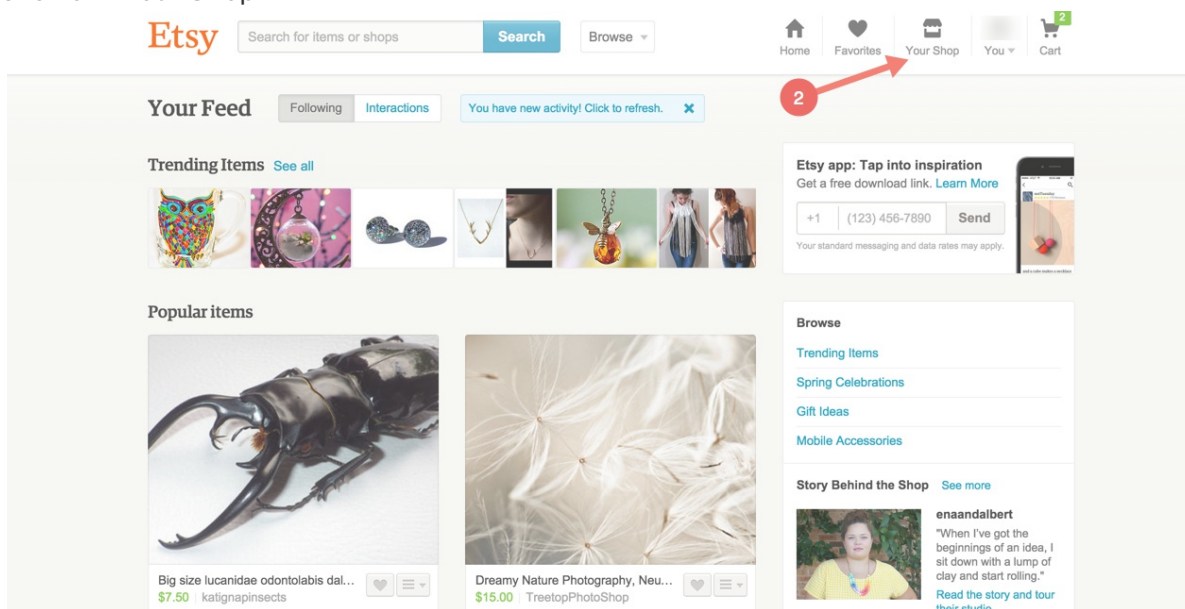
# Etsy API Provider Setup

Last Modified on 12/04/2018 5:21 pm EST

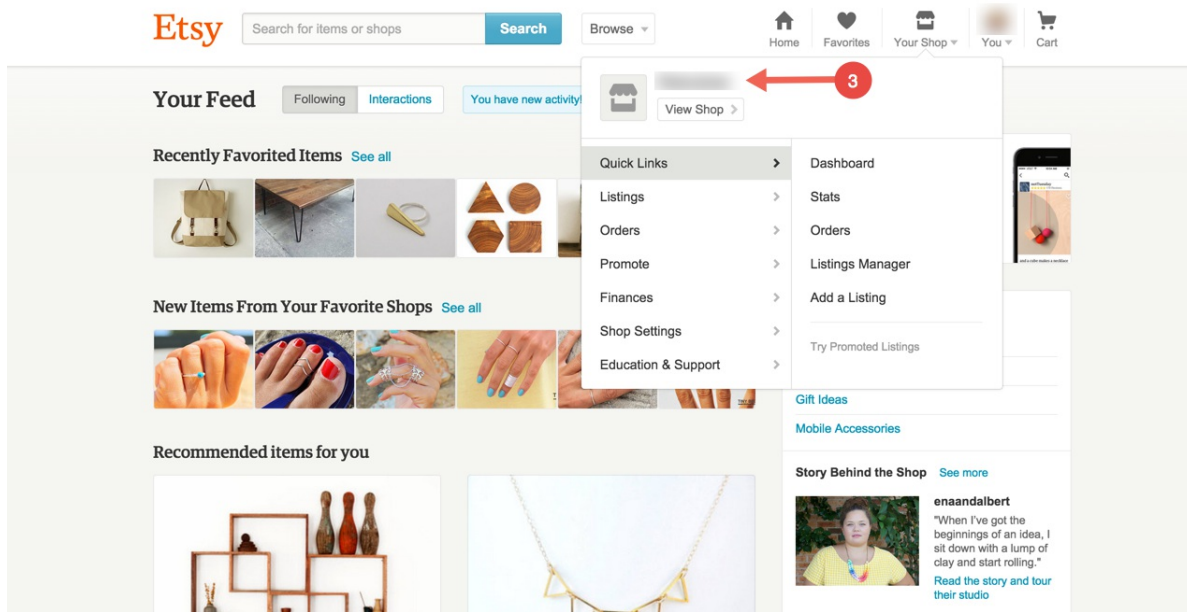
## API Provider Setup

Follow these steps to set up a new Etsy Application for API integration. **NOTE: Please make sure you are the owner of the store. Otherwise, not all API calls will work.**

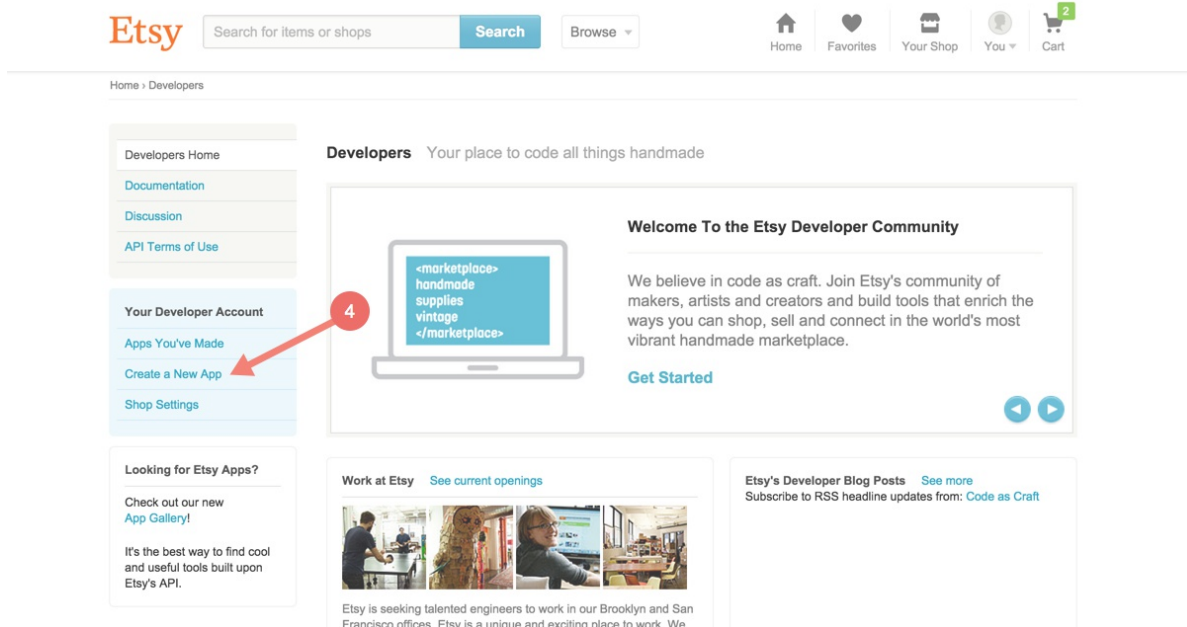
1. Via a web browser go to: <https://www.etsy.com/developers> and sign in.
2. Click on “Your Shop”



3. Make note of your store name. It is needed to provision a connector Instance.



#### 4. Click "Create a New App"



#### 5. Fill out application name, description, and check who will be using the app.

[Developers Home](#)

[Documentation](#)

[Discussion](#)

[API Terms of Use](#)

---

**Your Developer Account**

[Apps You've Made](#)

[Create a New App](#)

[Shop Settings](#)

---

**Looking for Etsy Apps?**

Check out our new [App Gallery!](#)

It's the best way to find cool and useful tools built upon Etsy's API.

## Create a New App

If you will require Full Access, be sure that the application's name follows our [Trademark Guidelines](#).

**Application Name**  
*This will be seen by your app's users. Up to 140 characters long.*

**Describe your Application**

*What does it do? How does it work? Up to 500 characters long. This is private, for Etsy's use only.*

**Application Website**

*e.g. <https://www.etsy.com>*

**What type of application are you building?**

- Buyer Tools
- Seller Tools
- Mobile

**Who will be the users of this application?**

- Just myself or colleagues
- A small group of users
- The general public

6. Scroll down to the bottom and fill out the Captcha form, then click “Read Terms and Create App”.

It's the best way to find cool and useful tools built upon Etsy's API.

**What type of application are you building?**

Buyer Tools

Seller Tools

Mobile

**Who will be the users of this application?**

Just myself or colleagues

A small group of users

The general public

**Is your application commercial?**  
**Will you charge people to access the application?**

Yes

No

**Will your app do any of the following?**  
**Can check more than one**


Upload or edit listings

Read sales data

Send email

**Captcha**

Please type the text from the image:



[Read Terms and Create App](#)

7. Copy “KEYSTRING” and “SHARED SECRET” as they will be needed to provision an Etsy Instance.

- Developers Home
- Documentation
- Discussion
- API Terms of Use

Your Developer Account

- Apps You've Made
- Create a New App
- Shop Settings

Looking for Etsy Apps?


Check out our new [App Gallery!](#)


It's the best way to find cool and useful tools built upon Etsy's API.

### Welcome to the Etsy API

**Success!**

Thank you for registering your app! Please take a moment to review our [Testing Guidelines](#).

APP NAME Test KEYSTRING 

SHARED SECRET 

SERVICE	PUBLIC RATE LIMITS		OAUTH RATE LIMITS (PER USER)	STATUS
Production API	5 per sec.	5,000 per day	Disabled	Personal Access